

How to register for the SHA Portal

Instructions for tenants



| [TENANT LOGIN](#) | [LANDLORD LOGIN](#)



Welcome To Seattle Housing Authority Portal

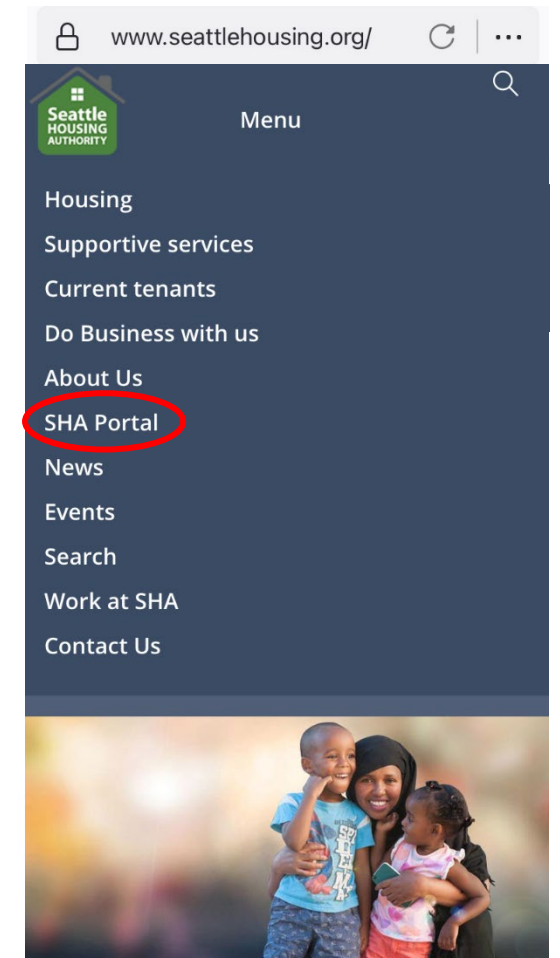
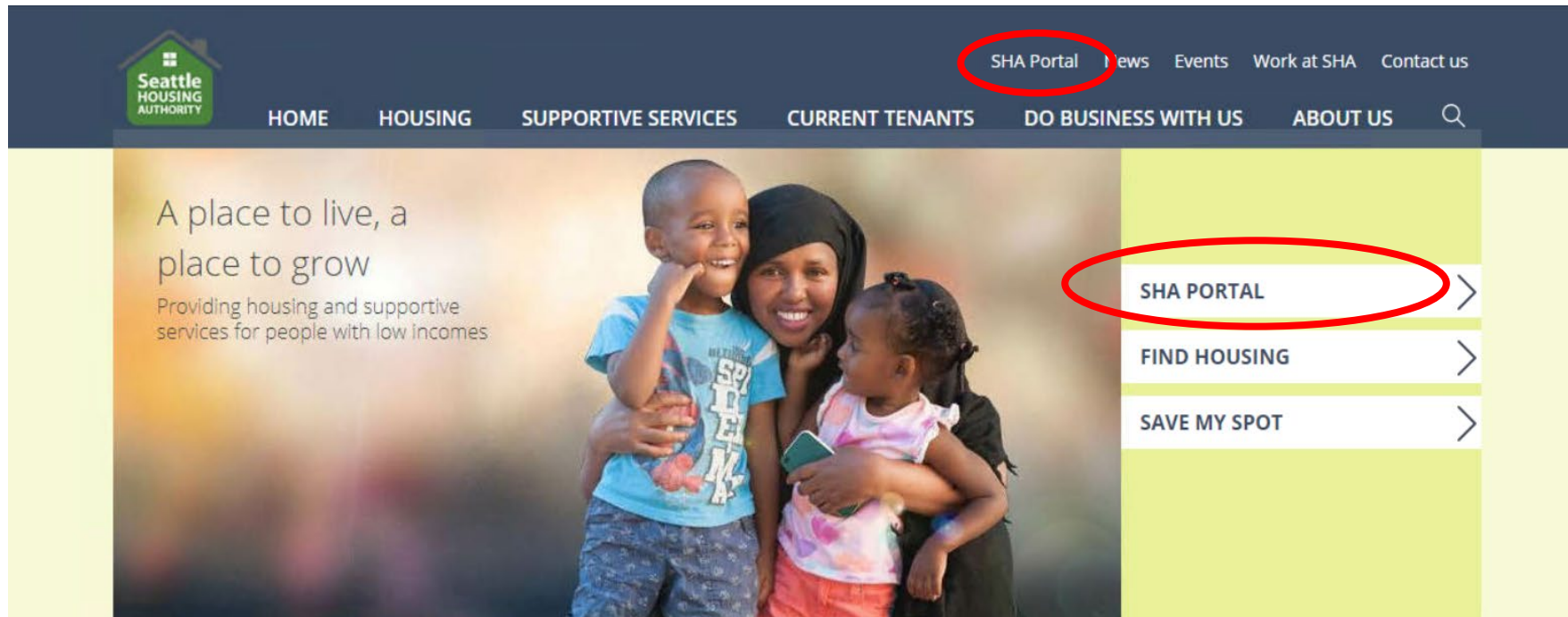
[TERMS AND CONDITIONS](#) | [PRIVACY POLICY](#) | [TRANSLATE THIS PAGE](#) | [CONTACT US](#)



Before registering for the SHA Portal, make sure you have:

- An active email address
- The unique registration code included in your registration invitation letter
- Your Social Security Number (SSN). Note: The SSN must be for the head of household.

Go to <https://seattlehousing.org> and click on “SHA Portal.”





[Home](#)

[HOUSING](#)

[SHA HOUSING](#)

[HOUSING CHOICE
VOUCHERS](#)

[COLLABORATIVE
HOUSING](#)

SHA Portal

What is the SHA Portal?

The SHA Portal is a secure, convenient way for SHA residents, and Housing Choice Voucher participants and landlords to conduct business with the Seattle Housing Authority.

Tenants can submit annual recertification information, update their contact information and contact their property manager or certification specialist. Landlords can use the SHA Portal to manage their property accounts and transact other business with SHA.

How do I sign up?

SHA is opening access to the SHA Portal in phases and will provide tenants, landlords and applicants with a one-time code to register when the SHA Portal is ready for them to begin using it. Users need a valid email address to access the SHA Portal.

If you have already registered and want to log in, or have been sent a code and need to register, please click below. If you need help with one-time registration see [detailed instructions](#).

[SHA PORTAL](#)

 [Printer-friendly version](#)

Click here.



Click “Tenant Login.”



| [TENANT LOGIN](#) | [LANDLORD LOGIN](#)



Welcome To Seattle Housing Authority Portal

[TERMS AND CONDITIONS](#) | [PRIVACY POLICY](#) | [TRANSLATE THIS PAGE](#) | [CONTACT US](#)



SHA Portal Login

If you have already registered, you can log in below with the User Name and Password you created. Click the Forgot password link if you forgot your password.

To complete your online registration, you must have a valid email address. If you do not have an email address, please click one of the following links to create one, or choose another provider.

[Gmail](#)

[Yahoo](#)

[Outlook](#)

Email

Password

☐ Remember Me

Login

[Click here to register](#)

[Forgot password?](#)

Click here to register.



SHA Portal Login

If you have already registered, you can log in below with the User Name and Password you created. Click the Forgot password link if you forgot your password.

To complete your online registration, you must have a valid email address. If you do not have an email address, please click one of the following links to create one, or choose another provider.

Gmail
Yahoo
Outlook

Enter Your Registration Code

Go

Already registered? [Click here to log in](#)

Enter your unique registration code, provided to you in the registration invitation letter.



*Denotes a required field

Personal Details

First Name*

Last Name*

SSN**

Phone (Home)

 Complete all fields.

The name and Social Security number (SSN) must be for the head of household.



Account Information

Email Address* (Your email address is your user name)

Confirm Email Address*

Password*

Confirm Password*

This site is protected by reCAPTCHA and the Google Privacy Policy and Terms of Service apply.

Please read and accept the Terms and Conditions

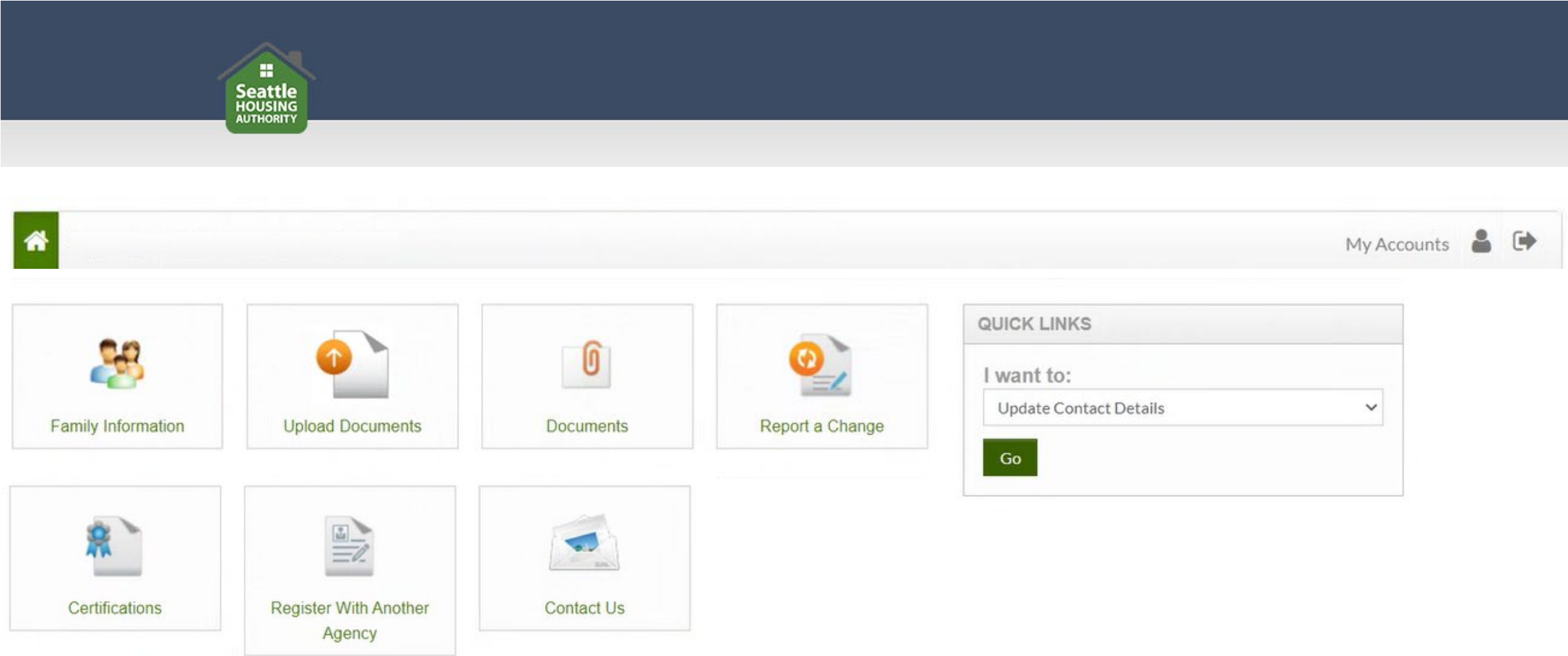
** Data in these fields will be validated against information available with Seattle Housing Authority

Register

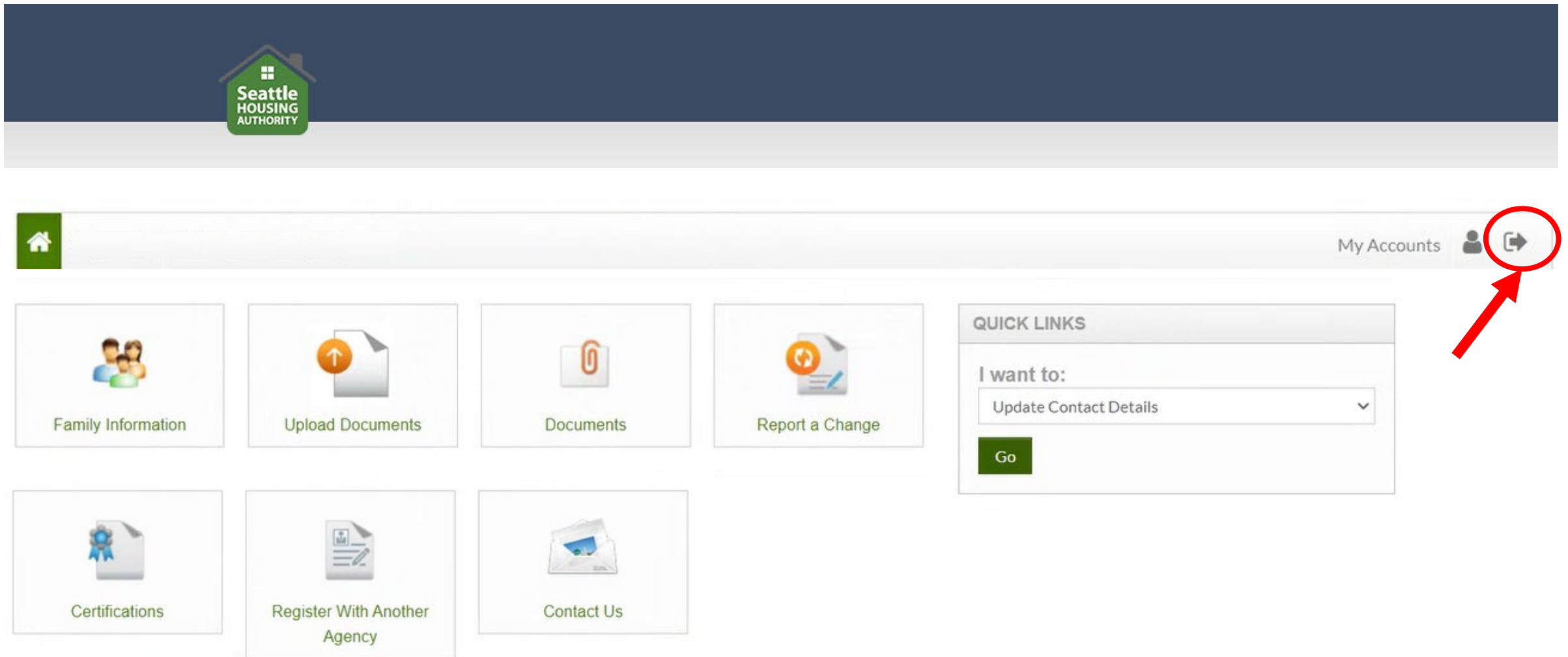
Complete all fields.

Read the Terms and Conditions and accept them. Then click "Register."

After you click register, you will be logged in to the SHA Portal. You will see a dashboard where you can access your account and perform tasks.



When you are finished, click on the arrow on the right to log out.





If you need help accessing the SHA Portal or have questions,
please contact your property manager or certification specialist.