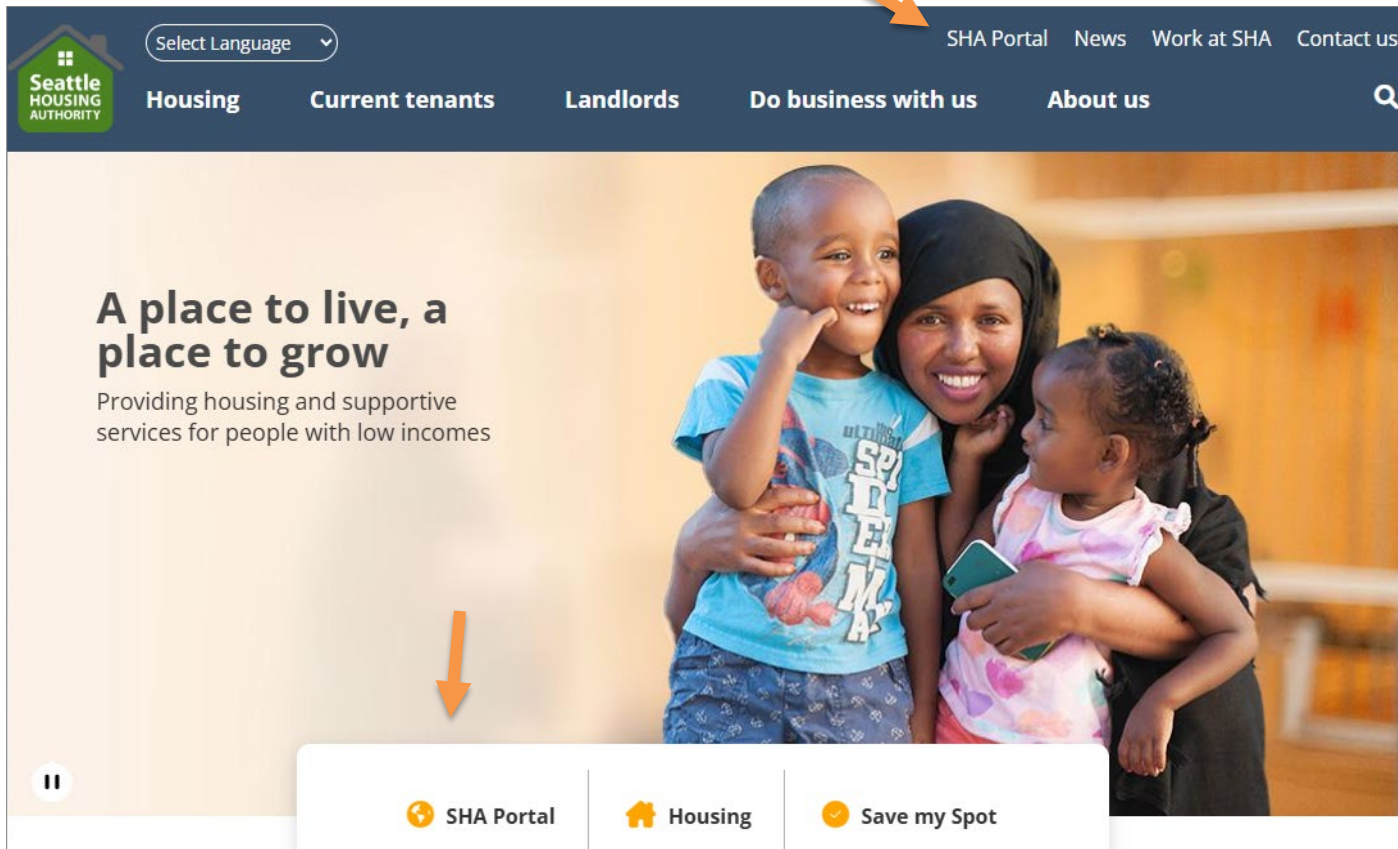


Online Rent Payments

A quick reference guide for residents



1. Visit SHA's website seattlehousing.org and click on SHA Portal




2. Register or log in to the SHA Portal

Email*

Password*

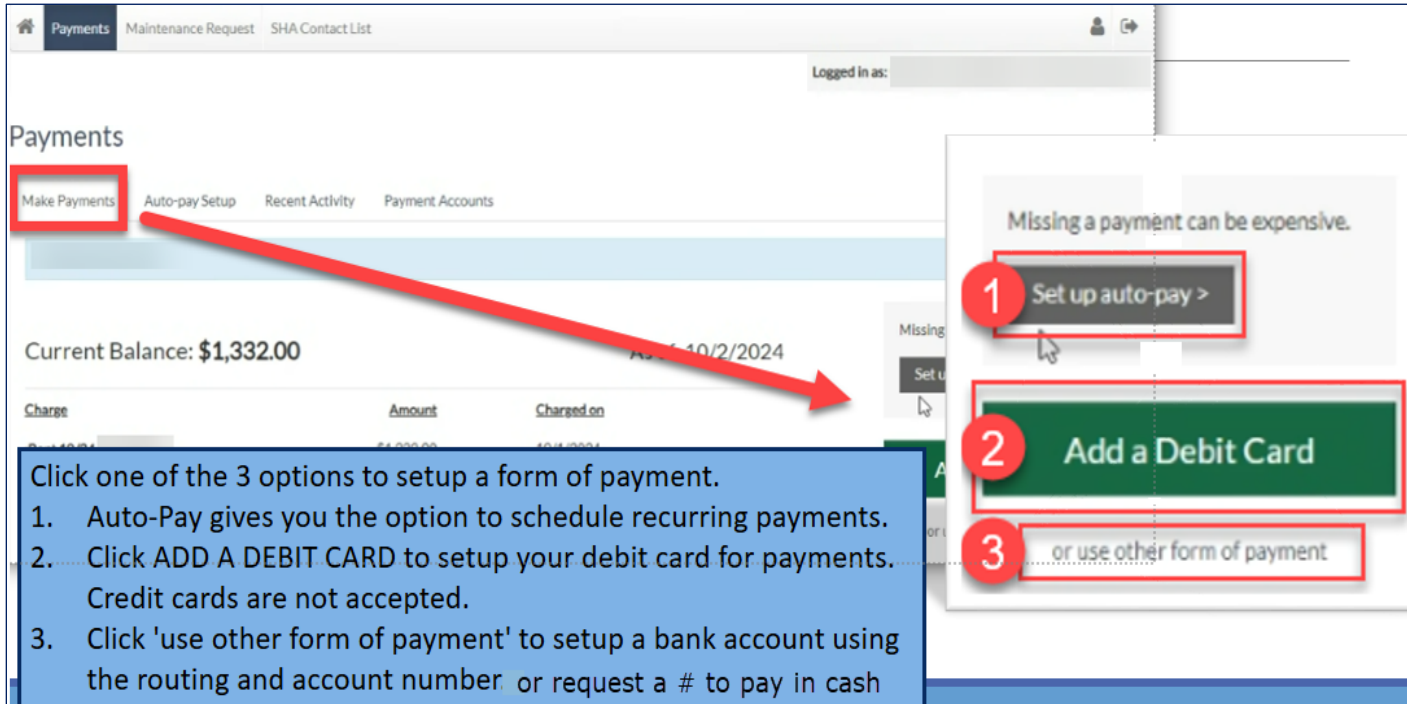
3. Go to Payments



4. Choose a method of payment

	ACH – bank account electronic funds transfer
	DEBIT CARD – automatic funds transfer
	WIPS – pay with cash at a store near you using a code issued by Seattle Housing Authority

5. Select Make Payments to set up Auto-pay, Add a Debit Card or another form of payment.



6. Select Pay Now to make a one-time payment, Auto-pay to set up recurring payments or Payment Accounts to request a WIPS number to use to make cash payments.

Payments

Maintenance RequestSHA Contact List

(1-time payment)

Make Payments

Auto-pay Setup

Recent Activity

Payment Accounts

Make Payments Test

Current Balance:

As of: 10/10/2024

Missing a payment can be expensive.
Set up auto-pay >

ChargeAmountCharged on

Pay Now

Payments

Maintenance RequestSHA Contact List

Logged in as:

(recurring payment)

1

Make Payments

Auto-pay Setup

Recent Activity

Payment Accounts

Make Payments Test

Current Balance:

As of: 10/10/2024

Missing a payment can be expensive.
Set up auto-pay >

ChargeAmountCharged on

2

Pay Now

Payments

(cash via the Walk-In Payment System)

Make Payments

Auto-pay Setup

Recent Activity

Payment Accounts

Walk In Payment System

Request a WIPS Number

Click Here

Walk In Payment System (WIPS) is a way you can make payments with cash.

On the Payment Accounts tab, click on REQUEST A WIPS NUMBER to:
➤ Access your unique WIPS payment account number.
➤ Locate a store near you that accepts this payment type.

Need help? Email us at DigitalEquityHelp@seattlehousing.org or call 206.615.3580.

