

How to register for the SHA Portal

Instructions for tenants



TENANT LOGIN | LANDLORD LOGIN



Welcome To Seattle Housing Authority Portal

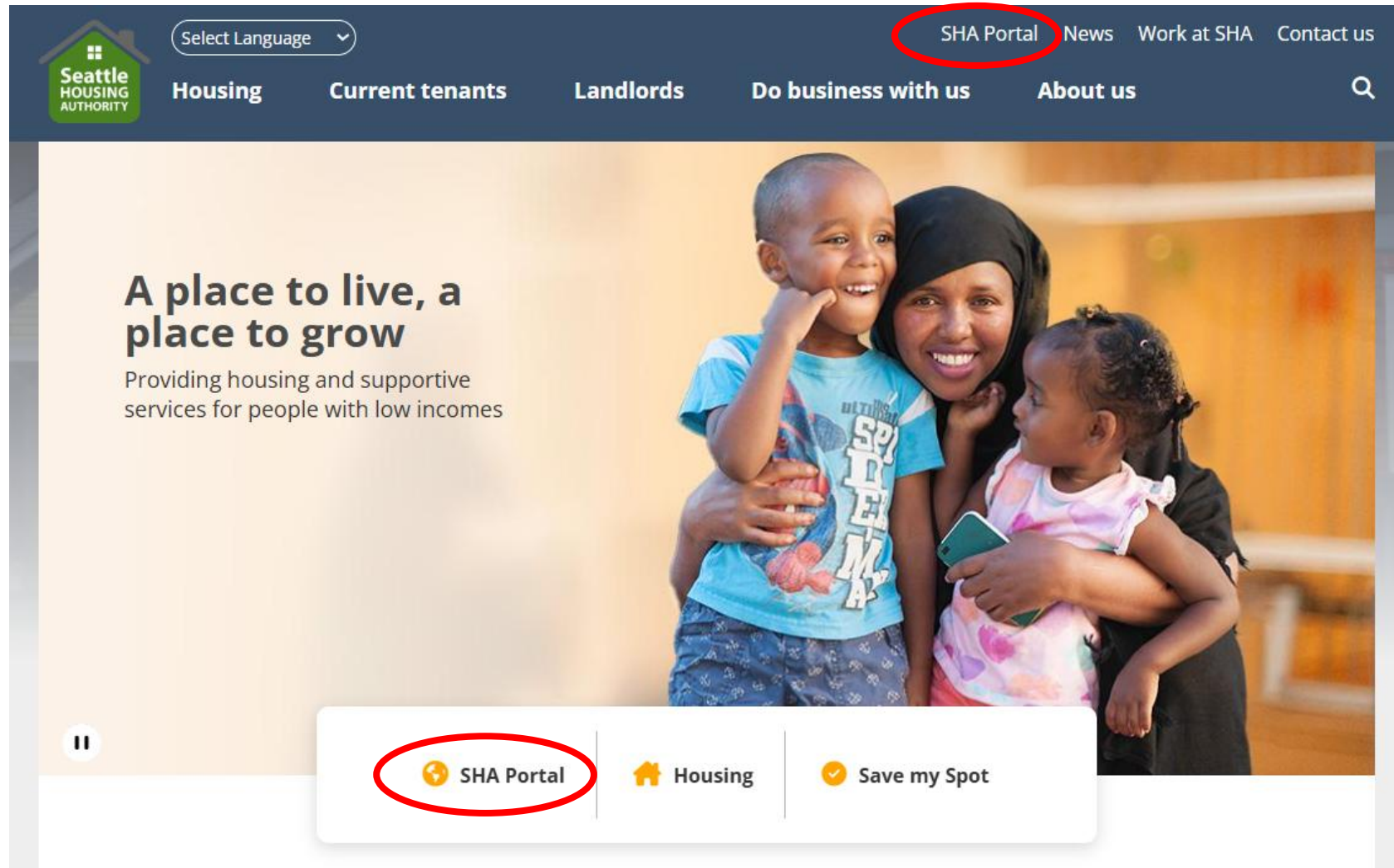
[TERMS AND CONDITIONS](#) | [PRIVACY POLICY](#) | [TRANSLATE THIS PAGE](#) | [CONTACT US](#)



Before registering for the SHA Portal, make sure you have:

- An active email address
- Your unique registration code if you have been sent one. If you do not have a code, you may still register.
- Your Social Security Number (SSN). Note: The SSN must be for the head of household.

Go to <https://seattlehousing.org> and click on “SHA Portal.”



[HOME](#)[HOUSING](#)[SUPPORTIVE SERVICES](#)[CURRENT TENANTS](#)[DO BUSINESS WITH US](#)[ABOUT US](#)[News](#) [Events](#) [Work at SHA](#) [Contact us](#)[SHA Portal](#)[How to register](#)[Home](#)

What is the SHA Portal?

Already registered? [Log in](#). If you have not yet registered, please follow the instructions below.

What can I use the SHA Portal to do?

The SHA Portal is a convenient and secure way to do business online with Seattle Housing Authority.

Applicants

- Apply for a chance to receive a Housing Choice Voucher
- Update an existing application for SHA Housing*
- Update contact information

New applicants, please visit [Housing](#) to learn about the different programs and different application processes.

Tenants

- Report changes to household or income
- Submit recertification information
- [Pay rent online or set up walk-in payments at a nearby store](#) (SHA residents only)
- Update contact information
- Contact property manager or certification specialist
- [Submit maintenance requests](#) (SHA residents only)

Landlords

- Manage property accounts
- Request Tenancy Approval
- Access 1099s
- Request rent increases
- Transact other business with SHA
- Update contact information
- Contact Landlord Support

How do I register?

Click the button below to go to the SHA Portal and select Applicant Login, Tenant Login or Landlord Login. On the following page, select Click here to register. If you need help with registration, [see detailed instructions](#). If you need additional assistance, please [contact us](#).

Applicants, please note that registering for a user account on the SHA Portal does not mean you have applied for a Housing Choice Voucher or SHA Housing. After registering, please follow additional instructions to complete and submit your application.

Click here

[SHA Portal >](#)

Click “Tenant Login”



[APPLICANT LOGIN](#) | [TENANT LOGIN](#) | [LANDLORD LOGIN](#)



Welcome To Seattle Housing Authority Portal

[TERMS AND CONDITIONS](#) | [PRIVACY POLICY](#) | [TRANSLATE THIS PAGE](#) | [CONTACT US](#)



SHA Portal Login


If you have already registered, you can log in below with the User Name and Password you created. Click the Forgot password link if you forgot your password.

To complete your online registration, you must have a valid email address. If you do not have an email address, please click one of the following links to create one, or choose another provider.


[Gmail](#)

[Yahoo](#)

[Outlook](#)

 [Continue with Email](#)

 [Continue with Google](#)

 [Continue with Apple](#)

Register for a Fast, Easy Application

With a free account, you can:

- ✓ Save your application and log in at any time to continue.
- ✓ Check the status of your applications.
- ✓ Use your account with multiple applications.

[▶ Click here to register](#)

Click here to register.



To complete your online registration, you must have a valid email address. If you do not have an email address, please click one of the following links to create one, or choose another provider.

[Gmail](#)

[Yahoo](#)

[Outlook](#)

Please contact us if you don't know your registration code.

Enter Your Registration Code

Go

Already have an account? [Log in](#)

Enter your unique registration code, provided to you in the registration invitation letter.

[Contact us](#) if you need assistance with this.



*Denotes a required field

Personal Details

First Name*

Last Name*

SSN**

Phone (Home)

Complete all fields.

The name and Social Security number (SSN) must be for the head of household.



Account Information

Email Address* (Your email address is your user name)

Confirm Email Address*

This site is protected by reCAPTCHA and the Google Privacy Policy and Terms of Service apply.

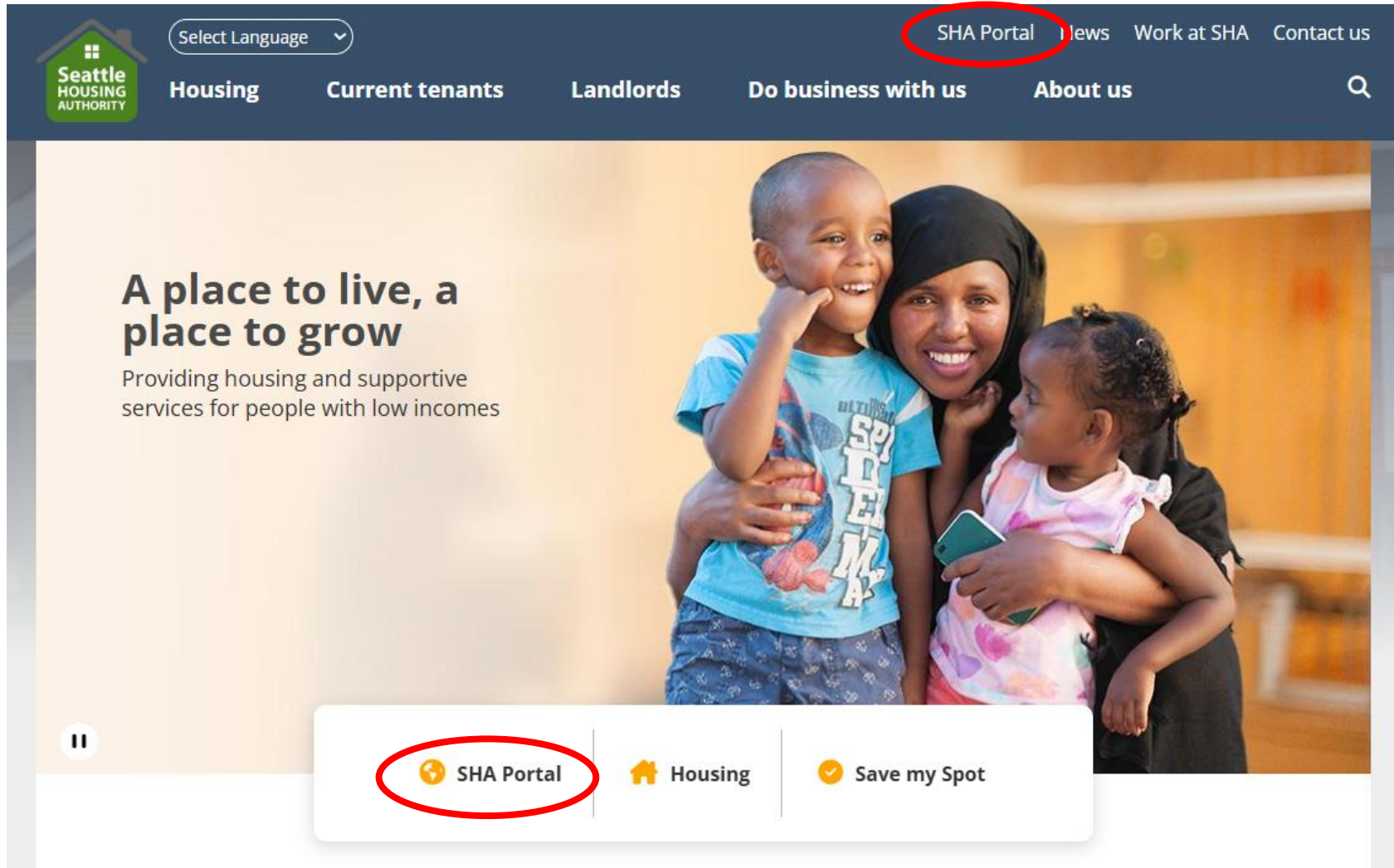
Please read and accept the Terms and Conditions

Register

Complete all fields.

Read the Terms and Conditions and accept them. Then click "Register."

To log in, simply go to <https://seattlehousing.org> and click on “SHA Portal.”



[HOME](#)[HOUSING](#)[SUPPORTIVE SERVICES](#)[CURRENT TENANTS](#)[DO BUSINESS WITH US](#)[ABOUT US](#)[News](#) [Events](#) [Work at SHA](#) [Contact us](#)[SHA Portal](#)[How to register](#)

Click here

[Home](#)

What is the SHA Portal?

Already registered? [Log in](#). If you have not yet registered, please follow the instructions below.

What can I use the SHA Portal to do?

The SHA Portal is a convenient and secure way to do business online with Seattle Housing Authority.

Applicants

- Apply for a chance to receive a Housing Choice Voucher
- Update an existing application for SHA Housing*
- Update contact information

New applicants, please visit [Housing](#) to learn about the different programs and different application processes.

Tenants

- Report changes to household or income
- Submit recertification information
- [Pay rent online or set up walk-in payments at a nearby store](#) (SHA residents only)
- Update contact information
- Contact property manager or certification specialist
- [Submit maintenance requests](#) (SHA residents only)

Landlords

- Manage property accounts
- Request Tenancy Approval
- Access 1099s
- Request rent increases
- Transact other business with SHA
- Update contact information
- Contact Landlord Support

How do I register?

Click the button below to go to the SHA Portal and select Applicant Login, Tenant Login or Landlord Login. On the following page, select Click here to register. If you need help with registration, [see detailed instructions](#). If you need additional assistance, please [contact us](#).

Applicants, please note that registering for a user account on the SHA Portal does not mean you have applied for a Housing Choice Voucher or SHA Housing. After registering, please follow additional instructions to complete and submit your application.

[SHA Portal >](#)

OR click here

Click “Tenant Login”



[APPLICANT LOGIN](#) | [TENANT LOGIN](#) | [LANDLORD LOGIN](#)



Welcome To Seattle Housing Authority Portal

[TERMS AND CONDITIONS](#) | [PRIVACY POLICY](#) | [TRANSLATE THIS PAGE](#) | [CONTACT US](#)

There are 3 login options:
LOGIN OPTION 1: Login with Email



SHA Portal Login

 Continue with Email

 Continue with Google

 Continue with Apple

Select Continue with Email

Register for a Fast, Easy Application

With a free account, you can:

- our application and log in at any time to continue.
- the status of your applications.
- ur account with multiple applications.

LOGIN OPTION 1: Login with Email (continued)



← Sign in

Please enter the email address associated with your account.

Email address

Enter your email address

This site is protected by reCAPTCHA and the Google Privacy Policy and Terms of Service apply.

Send Verification Code

1

or

Email a Link to Login

2

Enter the same Email used to register the account and select one of the choices: (1) Verification Code can be sent to Email or Phone, (2) Link to Login will be sent to the Email.

LOGIN OPTION 1, choice 1: Login with Email (continued)



← How would you like to receive your verification code?

- ☐ Send verification code to ***** [REDACTED]
- ☒ Send verification code to [REDACTED]@gmail.com

Continue

We've sent a one-time password (OTP) to your email address.

← Please enter the code below to continue.

Enter OTP *

Verify OTP

Didn't receive the OTP? You can resend it in 28 seconds.

1

If choice (1) was selected, you will be prompted to choose where the code will be sent – as an SMS to Phone number listed on the account, or to the Email address.

On the next screen you will be asked to enter the code received to gain access to your SHA Portal account.

LOGIN OPTION 1, choice 2: Login with Email (continued)



②

Check your inbox.

If the information you entered matches our records, you'll soon receive an email containing a one-time sign-in link.

elementarno.yoga@gmail.com

Don't see your email?

Check your spam folder or [resend](#) the link.

If Option (2) was selected, you will see this message. Go to your Email inbox to follow the login link sent to access your SHA Portal account.

LOGIN OPTION 2: Login with Google



SHA Portal Login


 Continue with Email


 Continue with Google

 Continue with Apple

If the email used to register for SHA Portal account was a Gmail address, you can use the option to log in using Google sign in feature

LOGIN OPTION 2: Login with Google (continued)



 Sign in with Google

Sign in

to continue to [securecafe.com](#)

Email or phone

[Forgot email?](#)

Create account

Next

English (United States)

Help

Privacy

Terms

You will be guided through Google authentication prompts to log in to your SHA Portal account via Google honoring your Google account settings.


LOGIN OPTION 3: Login with Apple



SHA Portal Login


 Continue with Email


 Continue with Google

 Continue with Apple


If the email used to register for the SHA Portal account was an Email address associated with your Apple account, you can use the option to log in using Apple sign in feature.

LOGIN OPTION 3: Login with Apple (continued)






Apple Account




Use your Apple Account to sign in to Yardi App Apple Login Service.



In setting up Sign in with Apple, information about your interactions with Apple and this device may be used by Apple to help prevent fraud. [See how your data is managed...](#)

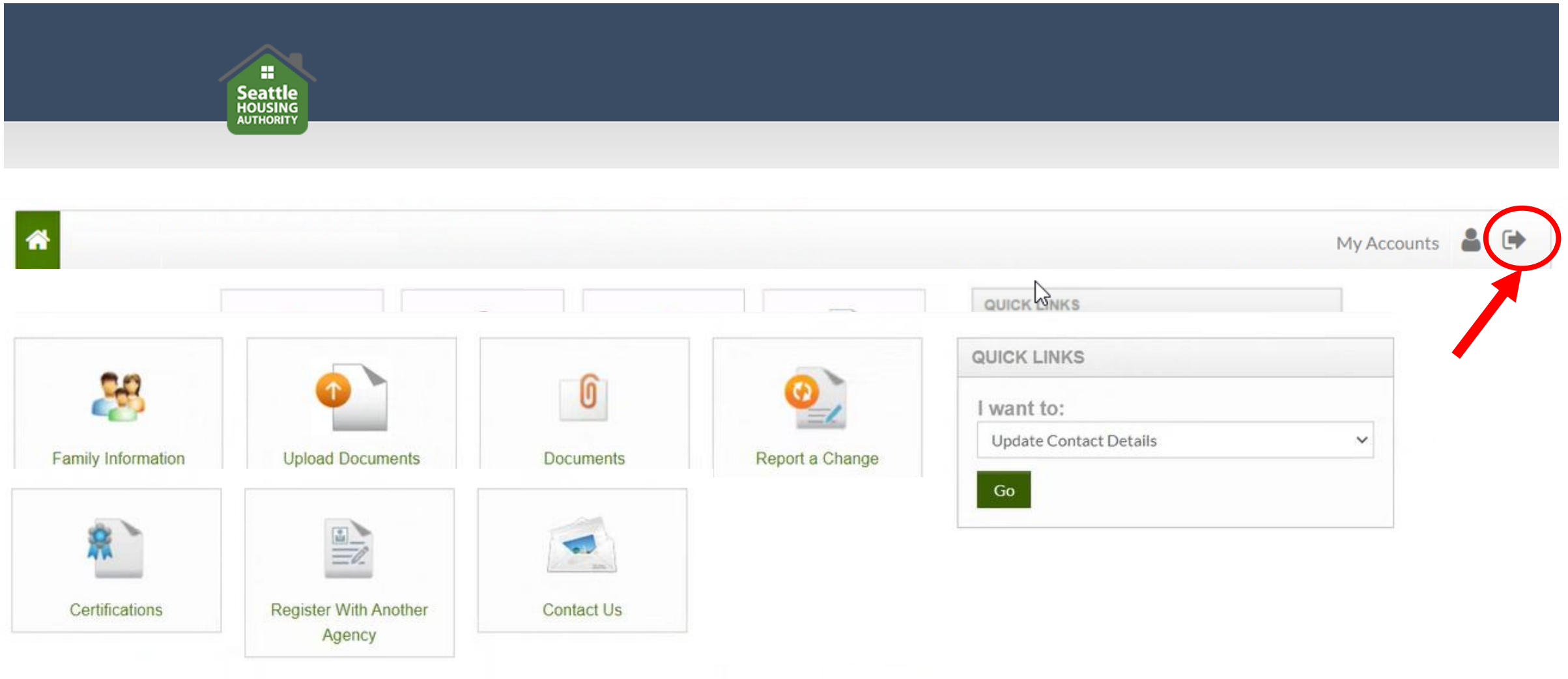
Continue

 Sign in with iPhone

Requires a device with iOS 17 or later.

You will be guided through Apple authentication prompts to log in to your SHA Portal account via Apple account honoring your Apple account settings.

You will be logged in to your SHA Portal account where you can perform tasks. When you are finished, click on the arrow on the right to Sign Out.





If you need help accessing the SHA Portal, please fill out the [Contact SHA Form](#), selecting option “SHA Portal Technical Support”.

If you have non-technical questions, please [contact us](#)