



# Seattle Housing Authority immigrant and refugee tenants

5,082 tenants

are immigrants or refugees



15% of all residents


2,751 households

have at least one non-citizen resident



17% of all households

Immigrant and refugee households are defined as households with one or more non-citizen tenants.



25% of U.S. citizen households have children.



Average family size of immigrant and refugee tenants is 3.4.

Average family size for U.S. citizen tenants is 1.7.

**46%** of immigrant and refugee households have children who are U.S. citizens.



51% of the work-able\* immigrant and refugee tenant population is employed.

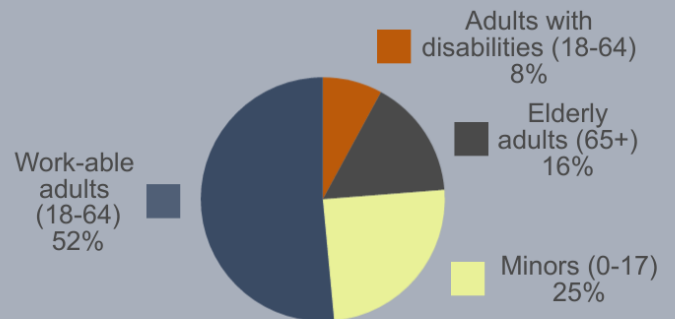


47% of immigrant and refugee tenants aged 18-24 are enrolled in college.



57% of immigrant and refugee households have at least one working adult.

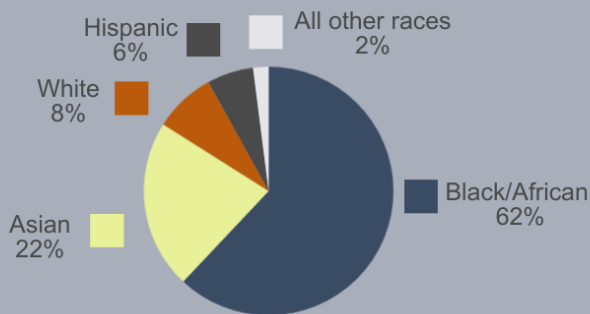
## Age and work-able\* status of immigrant and refugee tenants



\*A work-able tenant is defined as a non-disabled adult aged 18-64.

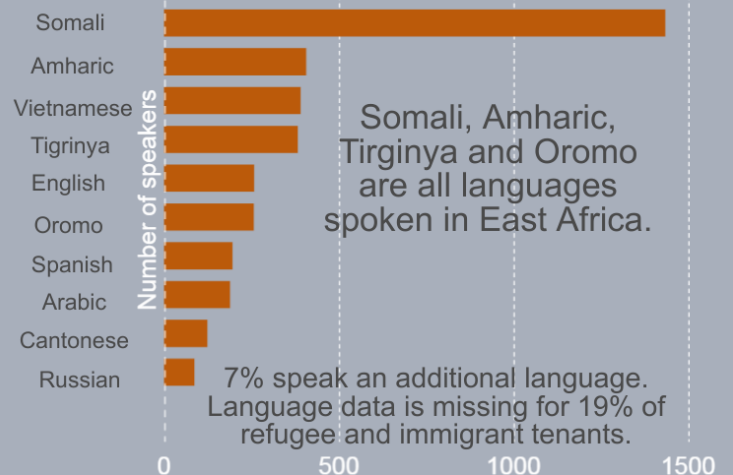
## The largest immigrant and refugee population among tenants is East African.

### Race and ethnicity of immigrant and refugee tenants



Immigrants and refugees make up 22% of all SHA residents of color.

### Top 10 native languages of immigrant and refugee tenants



Somali, Amharic, Tigrinya and Oromo are all languages spoken in East Africa.

7% speak an additional language. Language data is missing for 19% of refugee and immigrant tenants.